

# THE UNKNOWN PASSENGER

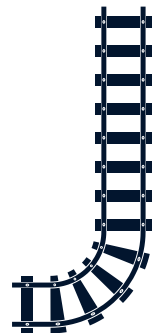
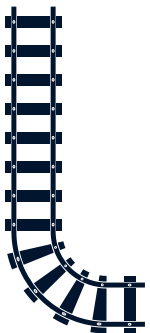
## HINT FILES

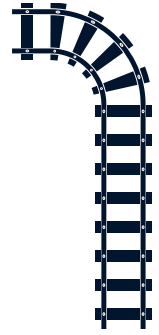
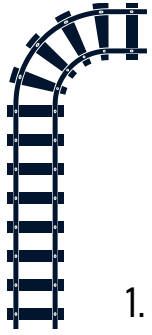
\*One Puzzle Per Page

### Table of Contents

#### Page

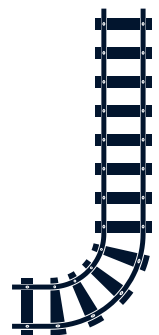
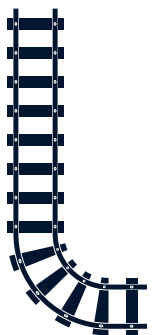
2. Time of Death
3. Ticket Puzzle
4. Time of Death and Victim's Name Unlock
5. Who Can You Clear as a Suspect?
6. Ryan Chambers/Bar Cabinet
7. Confront the Suspects: Collin
8. Confront the Suspects: Thomas
9. Fuse Box
10. Shoe String Puzzle
11. Telegram
12. Briefcase from Room 09
13. Computer from Room 07/Business Card
14. Phone from Room 11
15. Confront the Suspects: Valorie
16. Confront the Suspects: Maria
17. Confront the Suspects: Raymond
18. Solved All the Puzzles?

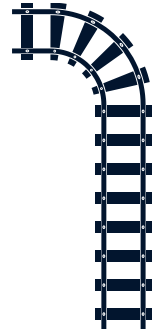
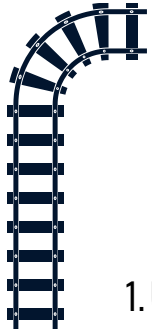




# TIME OF DEATH

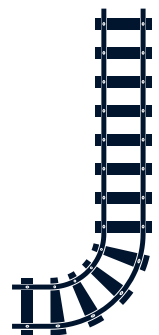
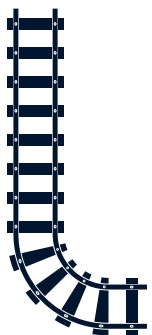
1. Read the Detective Notes to solve this puzzle.
2. Use 6:30 as the current time.
3. The body is nine degrees cooler than the average live body temperature.  
So that means the murder happened around 6 hours ago. Remember to give the time as a range.

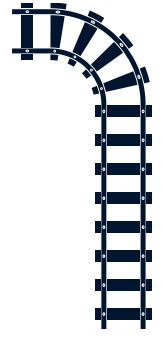
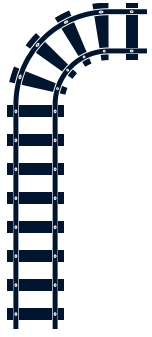




# TICKET PUZZLE

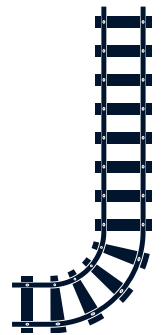
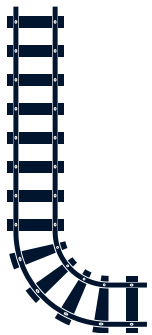
1. Use the Titan Express Ticket with the Titan Express Letterhead.
2. There are clues on the front of the letterhead for the order. The back of the letterhead has the puzzle.
3. Use the ticket to pull the correct letters. The message will start with “You've...”

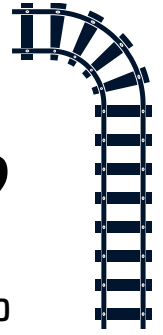
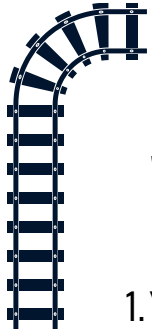




# TIME OF DEATH AND VICTIM'S NAME UNLOCK

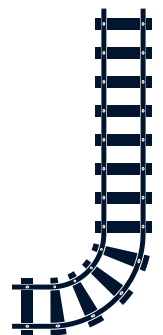
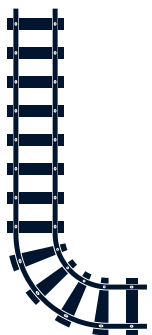
1. You need to solve the time of death puzzle from the detective notes and the ticket puzzle before you can do this puzzle.
2. Remember that the time of death is a range.

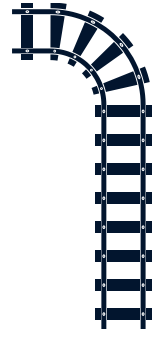
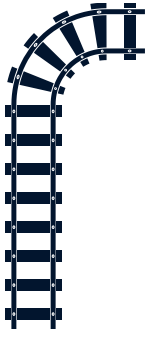




# WHO CAN YOU CLEAR AS A SUSPECT?

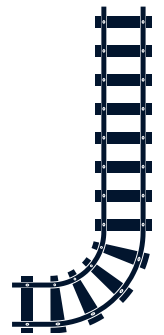
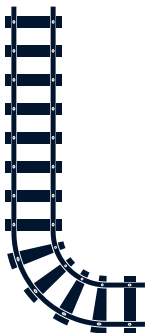
1. You will need to have unlocked the time of death puzzle before you do this.
2. Read all the interviews to figure out where people were last night. If they were in the dining car or one of the sleeper cars DURING the time of the murder, they are cleared. Remember, you are playing as Carter Daniels, so you aren't a suspect.
3. Note that some people move around.

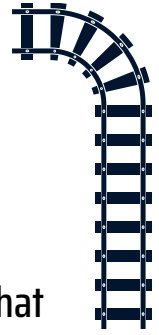
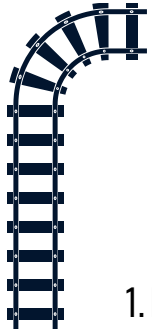




# RYAN CHAMBERS/BAR CABINET

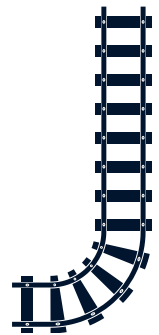
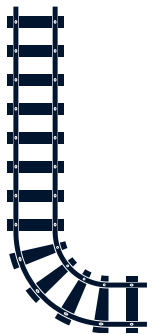
1. You will need to explore the rooms first before you can get this opened.
2. Look in Thomas's room. The trash can will have pieces of paper that match the one the bartender gives you.

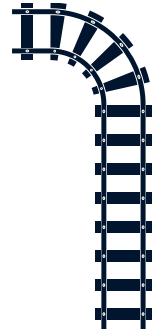
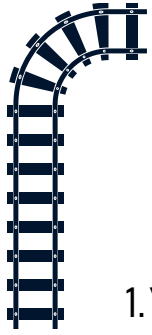




# CONFRONT THE SUSPECTS: COLLIN

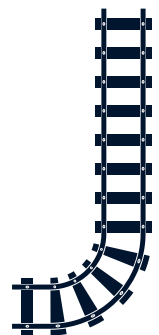
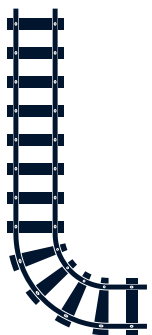
1. Read Collin's Interview and then use what is in room 3 to figure out what Collin was up to last night.
2. The fact that Collin has a wife who is not with him on the trip and the evidence you find in his room should lead you to a conclusion.



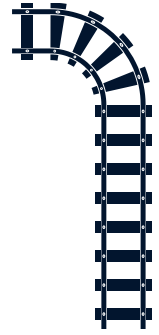
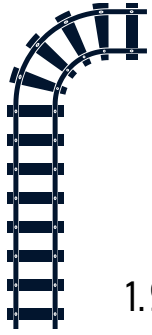


# CONFRONT THE SUSPECTS: THOMAS

1. You will need to unlock the bar cabinet before you can do this.
2. Use what is found in room 6 with what is found in the bar cabinet unlock.

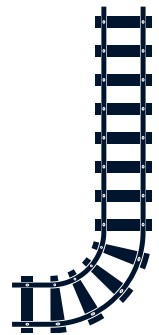
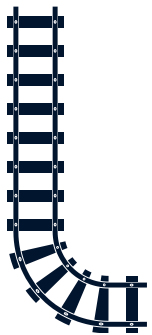


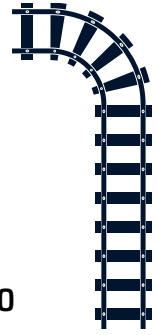
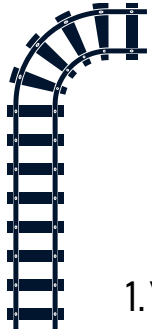




# FUSE BOX

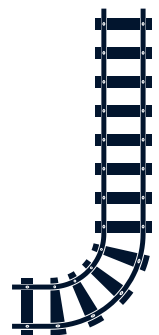
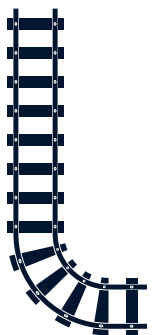
1. Start with the two spots that have the equal sign and go from there.
2. Those spots have to have either the 7s or the 2s. After you figure out which ones it is, that will make the rest easier.
3. Hint: The Fuse with a 6 on it goes in spot #3.

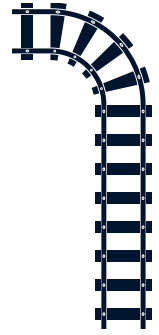
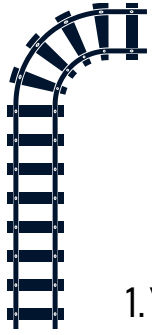




# SHOE STRING PUZZLE

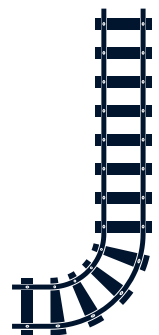
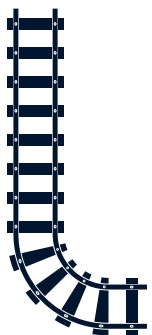
1. You will need to have solved the fuse puzzle and opened envelope two before you can do this puzzle.
2. Follow the instructions from the travel folder. The first line you make with the string should go across the yellow side.
3. When you are finished, look at where the strings intersect like a crossroad and use the letters that are there. You should get three letters from the yellow side and four letters from the black side.

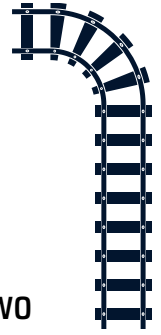
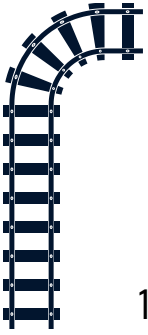




# TELEGRAM

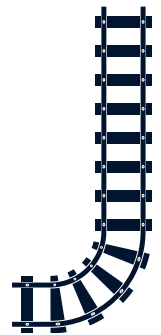
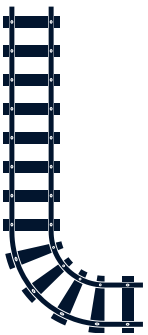
1. You need to solve the shoestring puzzle before you can do this.
2. Use the two words you got from the shoestring puzzle to know what day you use for this puzzle.
3. The time of rain tells you how much to shift the letters. Each number goes with a line. The first line with translate to "Assignment..."

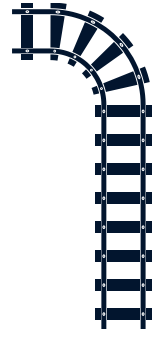
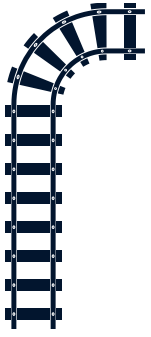




# BRIEFCASE FROM ROOM 09

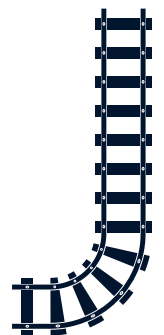
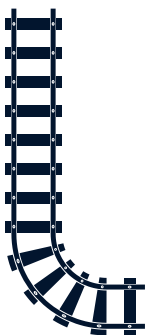
1. You will need to have solved the fuse puzzle and opened envelope two before you can do this puzzle. You will also need to confront Collin before you can do this.
2. Use the numbers from the trains and put them in order based on their color, using what Collin tells you.

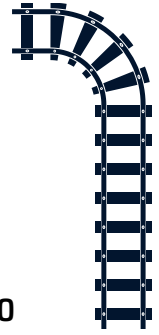
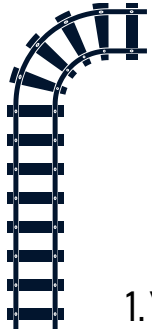




# COMPUTER FROM ROOM 07/ BUSINESS CARD

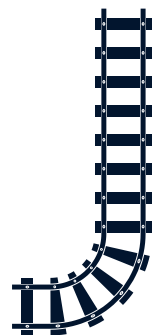
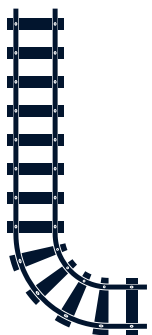
1. You will need to have solved the fuse puzzle and opened envelope two before you can do this puzzle. You will also need to have confronted Thomas before you can do this.
2. Use what Thomas tells you in his unlock with the business card. This will give you the password for the computer.
3. You know the business card goes with room 7 (Valorie's room) since there is a piece of paper in the trash can that has the same business name.

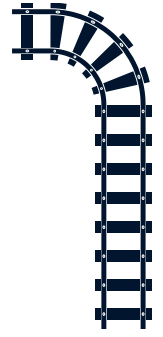
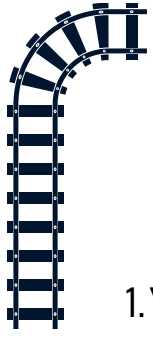




# PHONE FROM ROOM 11

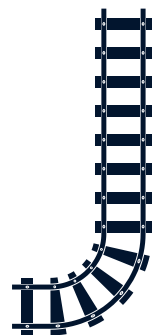
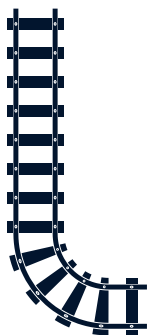
1. You will need to have solved the fuse puzzle and opened envelope two before you can do this puzzle.
2. There is a piece of paper from envelope two that has sketches on it. There is also a sketch in room 11. The sketches let you know to use it with the phone since it is also in room 11.
3. The part of the puzzle you need is just the 1 and the arrows coming off it. Think about how this will get you 8 digits while using the phone.

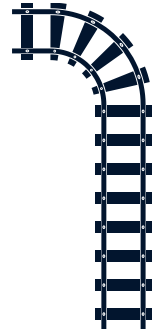
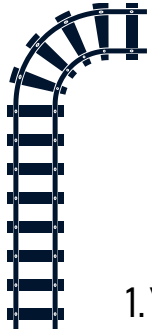




# CONFRONT THE SUSPECTS: VALORIE

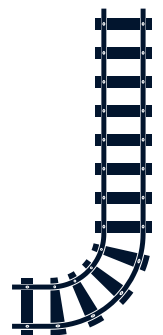
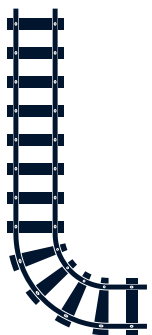
1. You will need to have the laptop in room 7 unlocked first.
2. Use what you get from the laptop to figure out what Valorie is really doing.



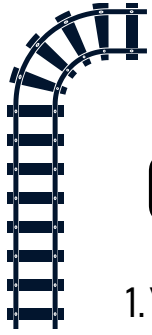


# CONFRONT THE SUSPECTS: MARIA

1. You will need to have the briefcase in room 9 unlocked first.
2. Use what you get from the briefcase to figure out what Maria is really doing.

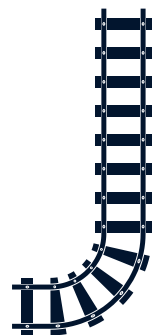
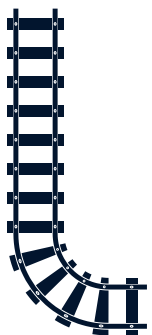


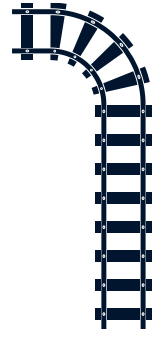
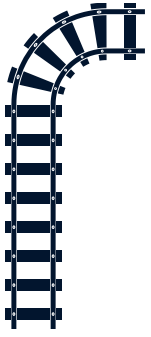




# CONFRONT THE SUSPECTS: RAYMOND

1. You will need to have the phone in room 11 unlocked first.
2. Use what you get from the phone to figure out what Raymond is really doing.





# SOLVED ALL THE PUZZLES?

1. To figure out who the victim was investigating, you will need to have solved all the puzzles in the travel folder.
2. To figure out who is lying, you will need to confront all of the suspects and compare what they tell you.
3. Focus on what Valorie, Maria, and Raymond tell you. One of them is lying.

