



THE MISSING PIECE SOLUTION FILES

*One Puzzle Per Page

Table of Contents

Page

2. Puzzle Box - Maze
3. Puzzle Box - Maze Question
4. Puzzle Box - Puzzle Pieces
5. Puzzle Box - Audio Tape
6. Open the Puzzle Box
7. First Call - Who are the Unknown Victims
8. Ring Puzzle/Location # 1
9. Map Location From Ring
10. Vial and Paper Strip Location # 2
11. Map Location From Vial Paper Strip
12. Water and Fire Paper *Location # 3
13. Map Location From Water and Fire paper
14. Flashlight and Shadow Puzzle Location # 4
15. Map Location From Flashlight and Shadow
16. Flower Paper Location # 5
17. Map Location From Flower Paper
18. Second Call - What do you know about the killer? Details about the killer
19. Knives
20. Safe
21. Who is the next Victim/Location
22. Solution





PUZZLE BOX - MAZE

Solution: "Count all of the rays coming out of eye."





PUZZLE BOX - MAZE QUESTION


Password: 22





PUZZLE BOX - PUZZLE PIECES

Puzzle: 64915342





PUZZLE BOX - AUDIO TAPE

Solution: 610

Bell Ringing - Rotate 90 degrees
Dog Bark - Flip the box left once
Car Horn - Rotate 180 degrees
Bell Ringing - Rotate 90 degrees
Glass Breaking - Take what is in the upper left corner = 6
Buzzing - Flip the box left twice
Car Horn - Rotate 180 degrees
Dog Bark - Flip the box left once
Bell Ringing - Rotate 90 degrees
Cat Meowing - Do the previous action again
Glass Breaking - Take what is in the upper left corner = 1
Dog Bark - Flip the box left once
Dog Bark - Flip the box left once
Cat Meowing - Do the previous action again
Bell Ringing - Rotate 90 degrees
Bell Ringing - Rotate 90 degrees
Cat Meowing - Do the previous action again
Glass Breaking - Take what is in the upper left corner = 0

Solution Video

<https://deadboltmysterysociety.com/the-missing-piece-puzzle-box-turning>





OPEN THE PUZZLE BOX

Password: 64915342

Password: 22

Password: 610





FIRST CALL - WHO ARE THE UNKNOWN VICTIMS

Password: bhem

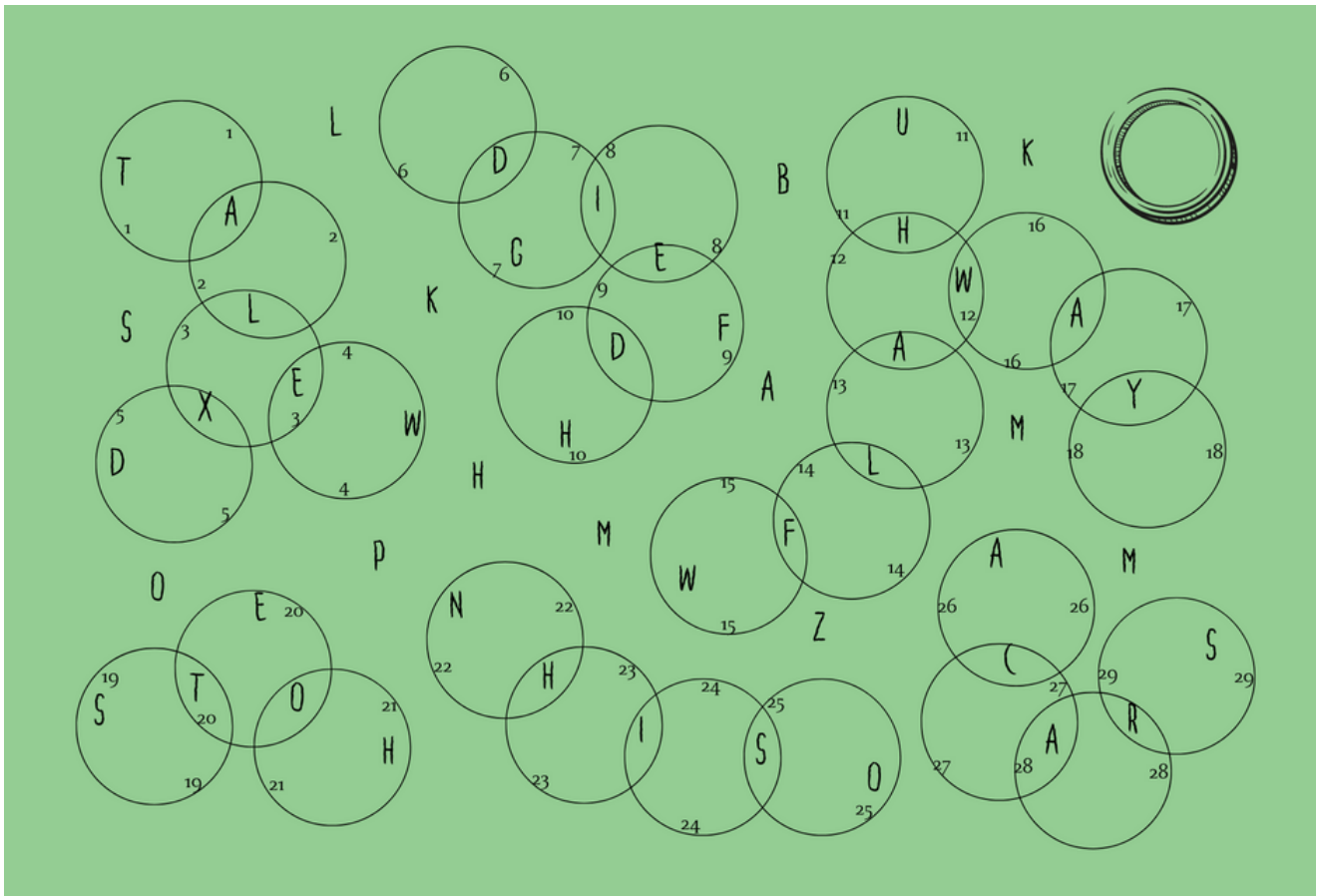




RING PUZZLE/LOCATION # 1

Solution:

“Alex died halfway to his car”





MAP LOCATION FROM RING

Password:
In front of
Poppy & Plush Boutique





VIAL AND PAPER STRIP LOCATION # 2

Solution: "Behind Clocks"

Example:





MAP LOCATION FROM VIAL PAPER STRIP

Password:

Behind

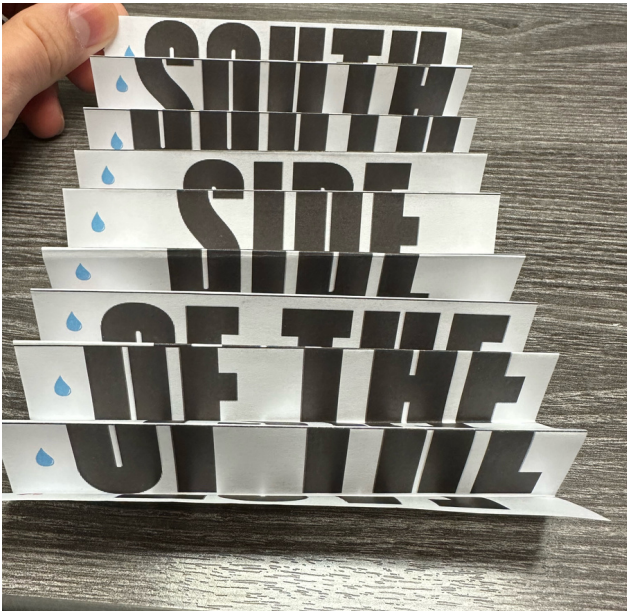
The Gilded Cuckoo





WATER AND FIRE PAPER LOCATION # 3

Solution: "South Side of the East Most Alley"





MAP LOCATION FROM WATER AND FIRE PAPER

Password:

Next to

On the Town Fashion

Or

Hair It Is Salon

*(This location has two correct choices for the business name.)






FLASHLIGHT AND SHADOW PUZZLE LOCATION # 4

Solution: "Straight across from her favorite place."

Example: the light shines through the head and hits the letter N when the stand is placed on the tooth.





MAP LOCATION FROM FLASHLIGHT AND SHADOW

Password:
In front of
Nerd Haven





FLOWER PAPER LOCATION # 5

Solution: "Inside Empty Building South Side"





MAP LOCATION FROM FLOWER PAPER

Password:

Inside

Vacant 34





SECOND CALL - WHAT DO YOU KNOW ABOUT THE KILLER? DETAILS ABOUT THE KILLER:

Weapon: Large Knife

Male

Left-handed

strong

Over 6 feet

Red hair

Key Detail: Hunter





KNIVES

Date = 2-3-24

Time = 10:45





SAFE

Password: 49136





WHO IS THE NEXT VICTIM/LOCATION

Person Solution: Ronnie Lara

Location Solution: The Nest Antique





SOLUTION

Password:

2-3-24

10:45

The Nest Antiques

