



THE GAME SHOW MURDERS

HINT FILES



*One Puzzle Per Page

Table of Contents

Page

2. Fan Club Quiz

3. Safe

4. Talk to Rob

5. Money Mountain - Prices

6. Money Mountain - Five Items

7. Road Trip

8. Guess that Phrase

9. What is Your Score Part 1?

10. Focus

11. Code Word

12. Take a Chance

13. What is Your Score Part 2?

14. Envelope Three

15. Right on the Money

16. Green Note

17. Solution







FAN CLUB QUIZ

You will need to read the interviews and the “things overheard” so you can answer the questions from the fan club quiz.







SAFE

1. Use the note on the back of the safe along with the comment about the wheel from the “Things Overheard.” You will also need to use the wheel itself.
 2. You will get three numbers.
- 
- 





TALK TO ROB

1. You will need to have completed the fan club quiz and gotten the safe open before you can do this.
 2. The info you gain from the safe and quiz unlocks will allow you to eliminate three suspects.
- 
- 





MONEY MOUNTAIN - PRICES

1. Make sure you have watched the video of Rob explaining the rules first. The note from the “Things Overheard” has a clue about the prices of two of the items.
 2. Price those two items, then use the clue from the Money Mountain tags to price the other ones. Knowing the price of the TV should make it easy to price the bike, golf clubs, and the washer and dryer.
 3. Note that the golf clubs state that they are in between the beans and the bike. This means that the beans are the next price lower and the bike is the next price higher.
- 
- 





MONEY MOUNTAIN - FIVE ITEMS

1. If you have trouble with this, it is a good idea to first check that you have the items priced correctly.
 2. If you do have them priced correctly, this looks for the five items whose total price equals \$2275.
 3. There is only one correct group of five items.
- 
- 



ROAD TRIP

1. Make sure you have watched the video of Rob explaining the rules first. There is also a clue in the notes from “Things Overheard.”
 2. The clue mentions some of the pieces you place will rotate. So you have to place them with that in mind. There is already a road on the start square, so don't put one there. Also, that piece of road won't rotate. There is no road on the finish square, so you will need to place a piece there.
 3. In total, only three of the pieces you place will rotate. The rest will stay as you place them.
- 
- 



GUESS THAT PHRASE

1. Make sure you have watched the video of Rob explaining the rules first.
2. The only clue for this is the fact that there are two phrases, and both phrases are about the same topic.
3. The topic is death.





WHAT IS YOUR SCORE PART 1?

You will need to have solved the three games from this round and totaled up your score before you can do this.





FOCUS

1. Make sure you have watched the video of Rob explaining the rules first.
2. Separate the pieces so you can assemble them in the correct order to get the images you need. Once you have one side, take a picture of it before flipping and arranging the next image. Each side has its own phrase. Saying what you see out loud can help you figure out the message.







CODE WORD

1. Make sure you have watched the video of Rob explaining the rules first.
2. Type in your guess, and if you get it wrong, you will get another clue that will narrow down the possible words it could be.





TAKE A CHANCE

1. Make sure you have watched the video of Rob explaining the rules first. You will also need the information from Valerie's interview.
 2. You are trying to find out how many times you can press the button so that you win the most number of prizes/money YOU can win without landing on one of the monsters. There is a pattern to where it will land each time.
 3. The pattern is skipping over one space, then skipping over two spaces, then one, then two again, etc.
- 
- 



WHAT IS YOUR SCORE PART 2?

You will need to have solved the three games from this round and totaled up your score, including what you got from round 1 before you can do this.





ENVELOPE THREE

Which suspects had time to do the crime? There should be five people that were out of your sight at some point. But Rob can vouch for two of them.







RIGHT ON THE MONEY

1. Read the rules of the game. Then watch the “Poll the Audience” video and listen to the “Phone a Friend” audio.
2. The four digits that are on each tag are the correct digits. You just don’t know if they are in the correct order. That is where your two lifelines, and the hints Rob gives will help you figure out the price of each item.





GREEN NOTE

1. You can do this after you solve the Right on the Money puzzle.
 2. Use the correct prices to help you pull the right words out from the green paper to get a message.
 3. You will get twelve words that make a message that will let you eliminate two of your suspects
- 
- 



SOLUTION

You need to have solved all of the puzzles before you do this.

