

THE CHRISTMAS LIGHT CAPER

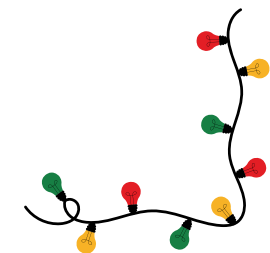
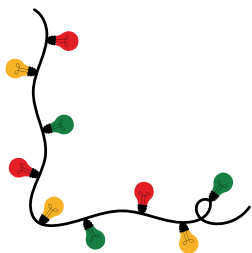
Q SOLUTION FILES

*One Puzzle Per Page

Table of Contents

Page

2. Mary Clarke/Carol Text Message
3. Kevin/Security Sensors
4. Grandpa/Christmas Card
5. Cindy/Recipe
6. Ralphie/Mantle
7. Word Search
8. Presents
9. Combine Puzzles - Presents and Word Search
10. How Many...?
11. Grid of Christmas Things
12. Combination Puzzles - How Many and Grid
13. Joe Clarke/Solution





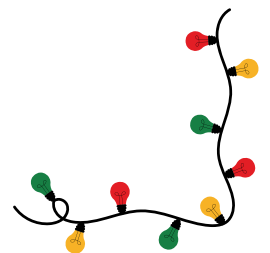
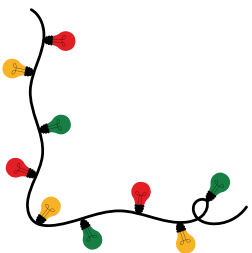
MARY CLARKE/CAROL TEXT MESSAGE

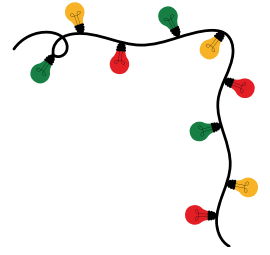
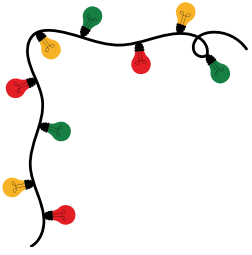
Solution:

“The party is at Mat’s house.”

Password:

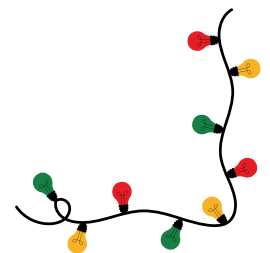
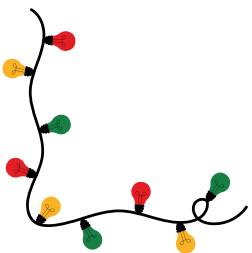
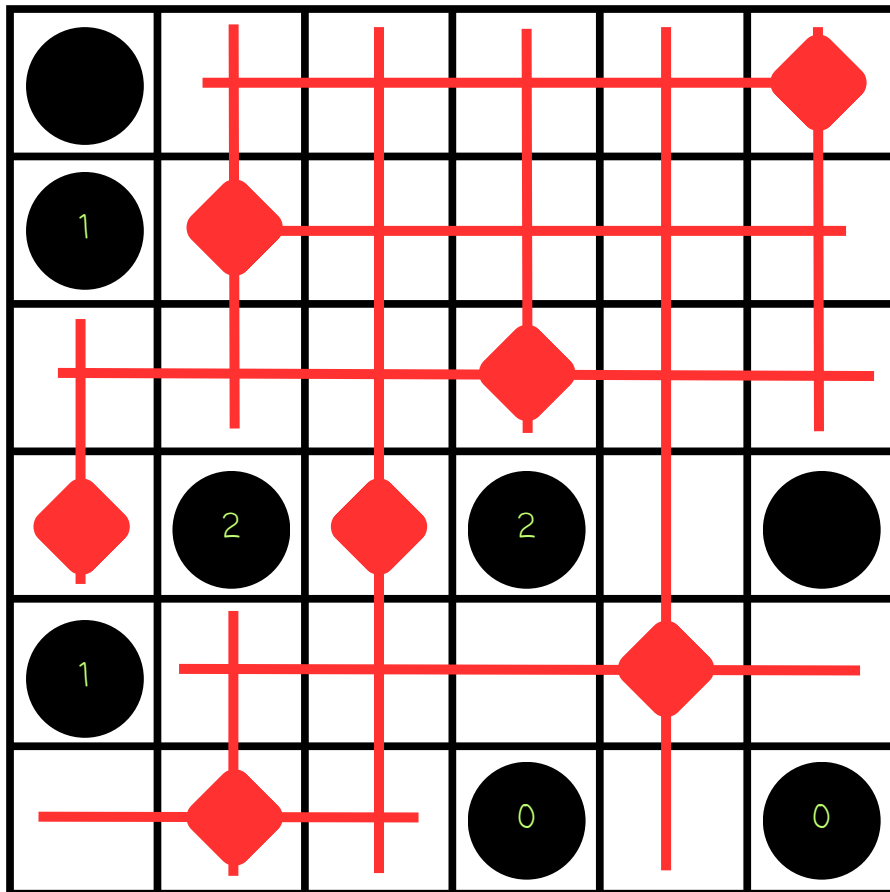
matshouse

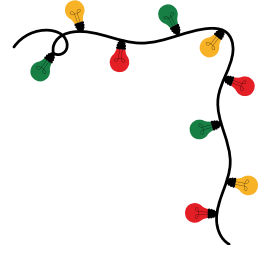
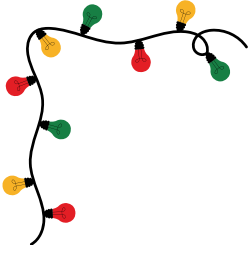




KEVIN/SECURITY SENSORS

Solution/Password:





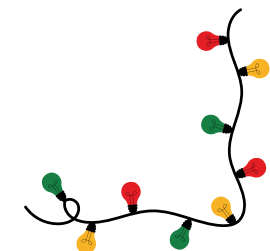
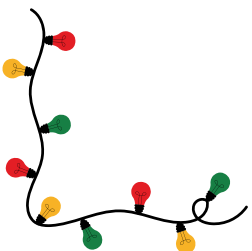
GRANDPA/CHRISTMAS CARD

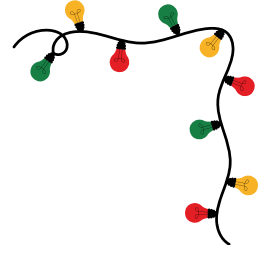
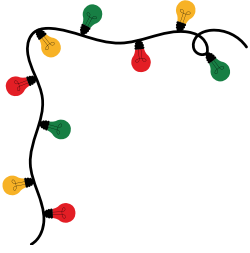
Solution:

“Last night was wonderful, lets meet again in three days.”

Password:


threedays





CINDY/RECIPE

Solution:



CHRISTMAS COOKIES

INGREDIENTS

2 cups flour ¹	1/2 cup white sugar ²	1 tablespoon vanilla extract
2 cups chocolate chips	1/2 teaspoon baking soda	1 whole egg
3/4 cup unsalted butter, melted	1/2 teaspoon salt	1 egg yolk ³
1 cup packed brown sugar		

DIRECTIONS

1. Preheat the oven to 325 degrees F. Grease cookie sheets or line with parchment paper.
2. Sift together the flour, baking soda ⁴ and salt; set aside.
3. In a medium bowl, cream together the melted butter, ⁵ brown sugar and white sugar until well blended. Beat in the remaining wet ingredients until light and creamy. ⁶
4. Mix in the sifted ingredients until just blended. Stir in the chocolate chips by hand using a wooden spoon. Drop cookie dough 1/4 cup at a time onto the prepared cookie sheets. Cookies should be about 3 inches apart. ⁷
5. Bake for 15 to 17 minutes in the preheated oven, or until the edges are lightly roasted. Cool on baking sheets for a few minutes before transferring to wire racks to cool completely.

1st Password:

flourwhitesugareggyolk

2nd Password:

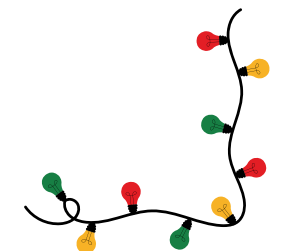
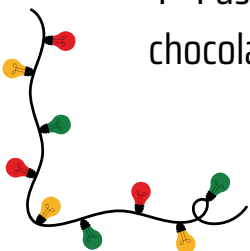
bakingsoda

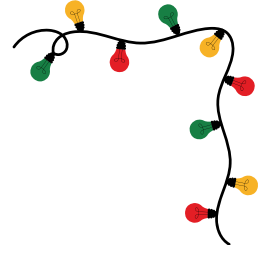
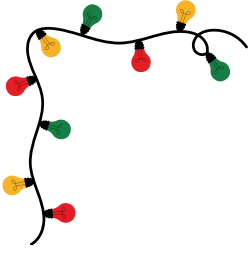
3rd Password:

buttersugar

4th Password:

chocolatechips

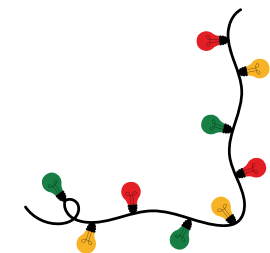
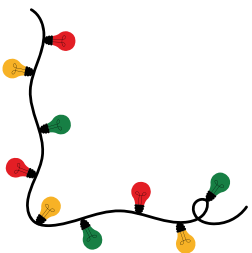


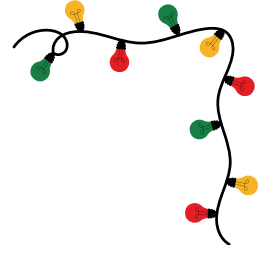
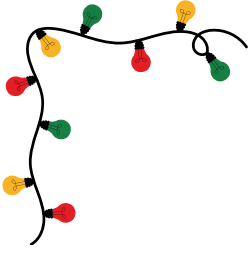


RALPHIE/MANTLE

Solution/Password:

- 1 - nutcracker
- 2 - angel
- 3 - snow globe
- 4 - nutcracker
- 5 - nutcracker
- 6 - angel
- 7 - nativity





WORD SEARCH

Solution:

“Take the second, seventh, fifteenth, tenth, fourth, twelfth, sixth, and thirteenth letters.”

T ██████████ A K

E ██████████ T

H E S E C O N

D S E V A E N T

H F I F T

E E N T H

T E N T H

H F O U R

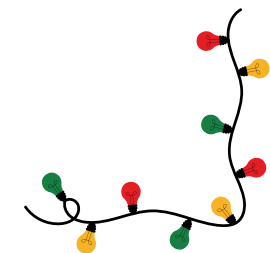
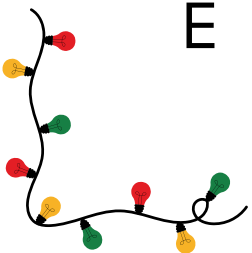
T H T W O E L

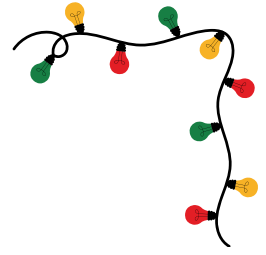
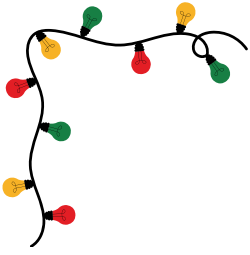
F T H S I X T

H A N D T H I S

R T E E N T H L

E T T E ██████████ R S





PRESENTS

Solution:

“TUHFBG TUEXRXMBL”

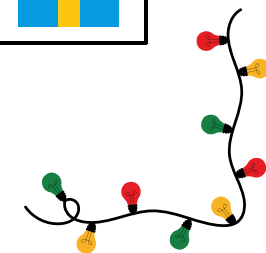
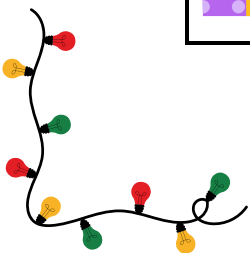
The tenth present has a 7 on it, so you will shift all the letters forward 7 places in the alphabet to get a new set of letters that make two words.

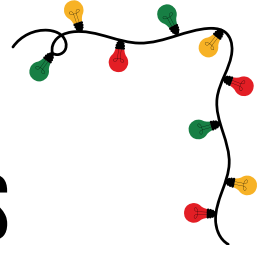
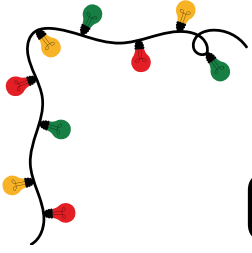
“Abominable Yetis”

Start Finish

T 	H 	B 	H 	M 	B 	L
U 	H 	F 	K 	X 	R 	G
V 	W 	B 	G 	E 	X 	W
M 	Q 	G 	T 	U 	E 	Z
O 	T 	J 	A 	P 	Y 	X

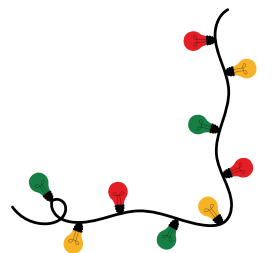
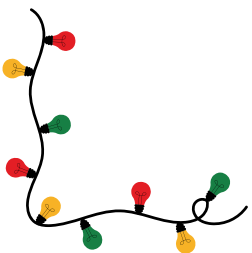
A red path is drawn through the grid, starting at the top-left 'T' and ending at the top-right 'L'. The path follows the sequence of letters: T, U, V, W, B, G, T, U, X, R, M, B, L.

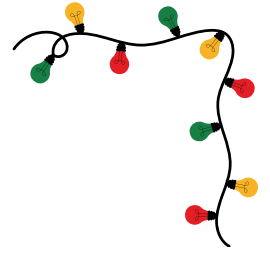
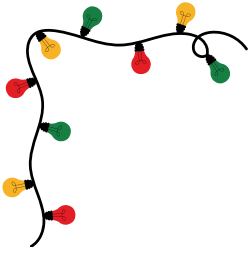




COMBINE PUZZLES - PRESENTS AND WORD SEARCH

Solution:
"Basement"





HOW MANY...?

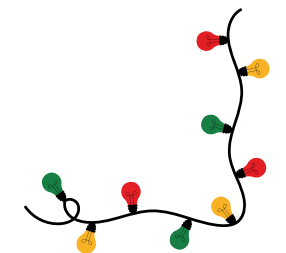
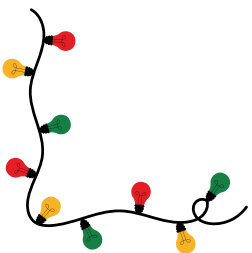
Solution:

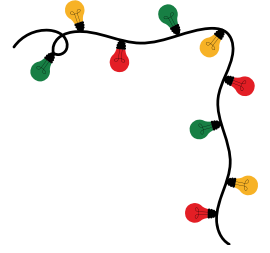
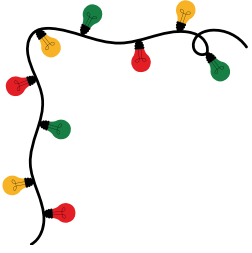
snowmen, = 19

sleighs, = 2

snowflakes = 15

bits of holly = 24





GRID OF CHRISTMAS THINGS

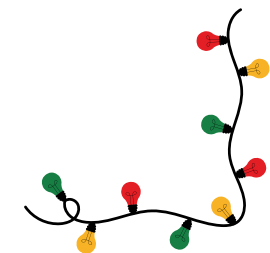
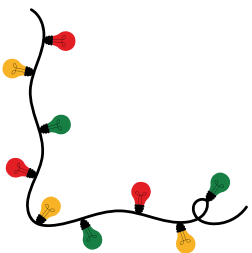
Solution:

car = 20

bell = 18

ornament = 1

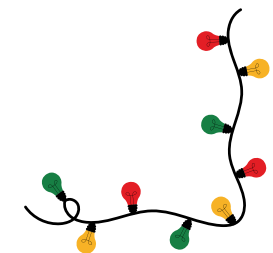
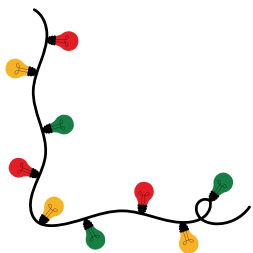
elf = 5

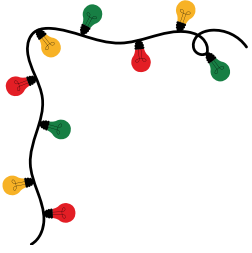




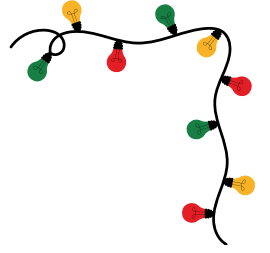
COMBINATION PUZZLES - HOW MANY AND GRID

Solution:
"Easter Box"





JOE CLARKE/SOLUTION



Password:
basement
easterbox
mary

