



# THE CASE OF THE TURNCOAT HACKER

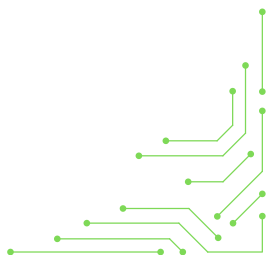
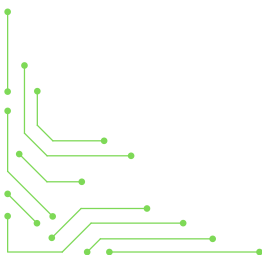
## HINT FILES

\*One Puzzle Per Page

### Table of Contents

#### Page

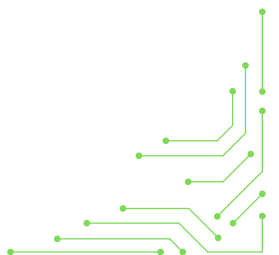
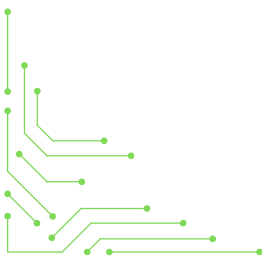
2. Grid of Letters/Fluke3's Note
3. Binary Message
4. Computer Password
5. Thieves Den
6. Chat with UserGrave01
7. Sorting Folders
8. Video/ Love Poem
9. Suspect Eliminations
10. Solution/Phone

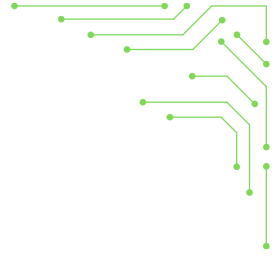
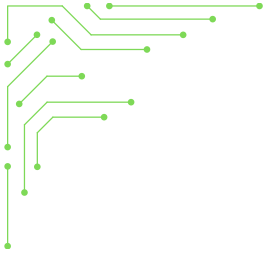




# GRID OF LETTERS/FLUKE3'S NOTE

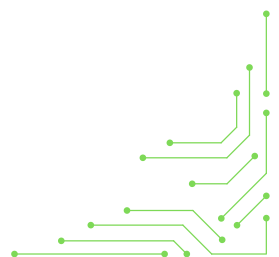
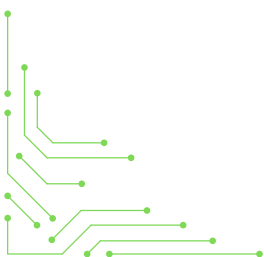
1. There is a clue in the last two sentences of the letter. The words spiral and center are underlined.
2. Start in the center of the grid and spiral outwards to get a message.
3. The message will start with, "Remove the first..."

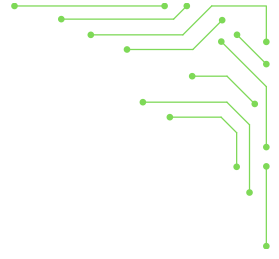
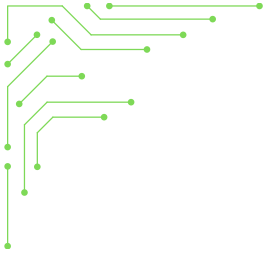




# BINARY MESSAGE

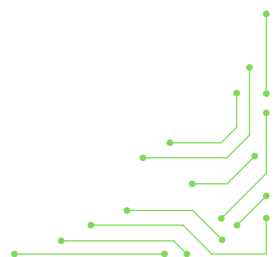
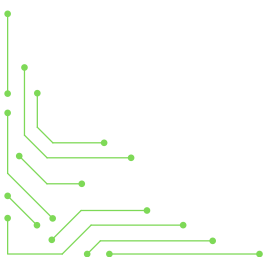
1. You will need to solve the grid puzzle first.
2. Once you have solved the grid puzzle, the message you get will tell you what to do.
3. Once you have done that, you will be able to translate the correct binary.
4. You will get a combination of letters and numbers for the password.





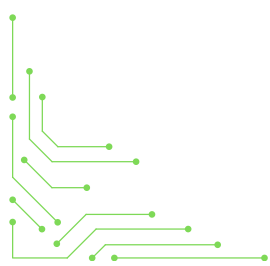
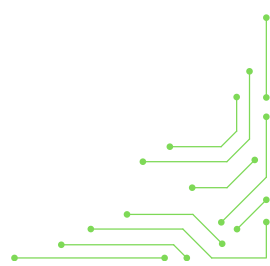
# COMPUTER PASSWORD

1. You will need to solve the grid puzzle first.
2. Once you have solved the grid puzzle, the message you get will tell you what to do.
3. Once you have done that, you will be able to translate the correct binary.
4. You will get a combination of letters and numbers for the password.



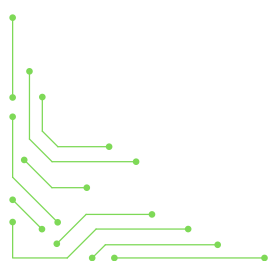
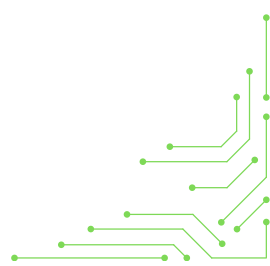


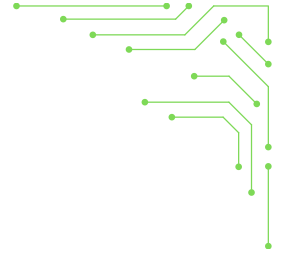
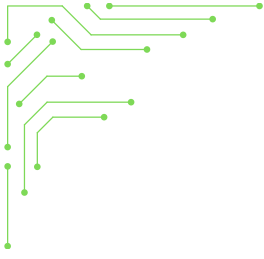
# THIEVES DEN

1. You will need to have unlocked the computer before you can do this puzzle.
  2. The clue you get to translate the coded message on the Thieves Den Selling Forum is G-->2, E-->26.
  3. This means the code is using a numbered alphabet, but one that is shifted slightly.
  4. So instead of A=1 and B=2, all the way to Z=26, you get F=1, G=2, and E=26.  
Fill in the rest of the numbers/alphabet to decode the message.
  5. The message will start with "Items for sale..."
  6. One of the items for sale will eliminate one of your suspects.
- 
- 



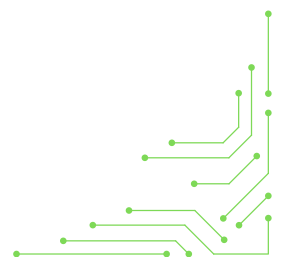
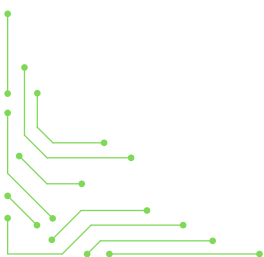
# CHAT WITH USERGRAVE01

1. You will need to have unlocked the computer before you can do this puzzle.
  2. The numbers you get under the photos of flowers tell you what letters to pull from the chat logs.
  3. The flowers the comments are on tell you which message to look at when pulling letters. (e.i. Use the message that mentions rose bushes with the numbers under the photo of roses.)
  4. The message will start with "What areas are you..."
- 
- 



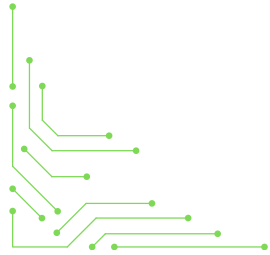
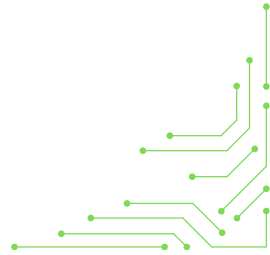
# SORTING FOLDERS

1. You will need to have unlocked the computer before you can do this puzzle.
2. Click on the folders to reveal the messages that tell you how each folder should be rearranged.
3. It is helpful to make notes on a piece of paper while working on this puzzle.
4. Start with things you know you can move, like the 2 or the first E, then move the ones that are based on the placement of others, like the second E and first N.





# VIDEO/ LOVE POEM

1. You will need to have unlocked the computer before you can do this puzzle.
  2. Watch the video and take the words that blink to get a message about the THEdark1's next target.
- 
- 





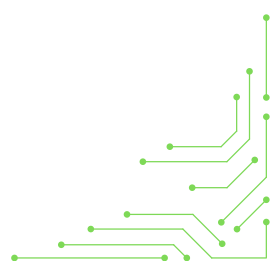
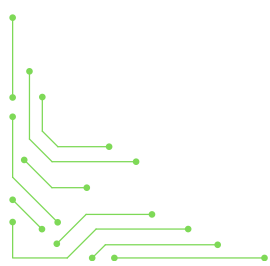
# SUSPECT ELIMINATIONS

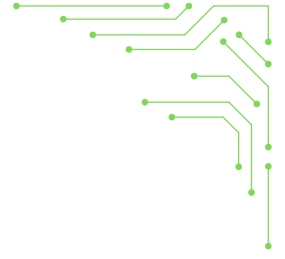
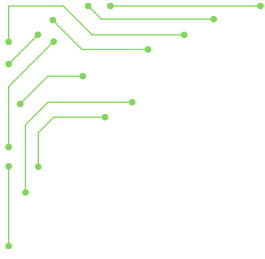
Here is where you should look for information on how to eliminate some of your suspects:

One of the things on the list of things that THEdark1 is selling on the Thieves Den forum will eliminate one of the suspects.

What you get from accessing the locked folder will eliminate a suspect.

What you get from the chat logs and the numbered comments on the flowers will let you eliminate a suspect.





# SOLUTION/PHONE

1. You will need to have solved all the puzzles before you can do this.

