



THE CASE OF THE FEARLESS FORGER



SOLUTION FILES

*One Puzzle Per Page

Table of Contents

Page

2. The Waters Gallery/Location 1
3. The Valley Falls Observer/Location 2
4. The Hobby Hut/Location 3
5. Paint & Sip/Location 4
6. Who is Peter Painter?
7. Graffiti





THE WATERS GALLERY/LOCATION 1

On the back of the Milo business card, Peter Painter tells you that to determine his true identity you need to visit 4 locations. You will need to know who to ask for at these 4 spots.

Location 1:

Solution: "Ben Tice at Waters Knows Me."

Password: bentice







THE VALLEY FALLS OBSERVER/ LOCATION 2

On the back of the Milo business card, Peter Painter tells you that to determine his true identity you need to visit 4 locations. You will need to know who to ask for at these 4 spots.

Location 2:

Solution: "Ask Teddy Freida at Observer"

Password: teddyfreida







THE HOBBY HUT/ LOCATION 3

On the back of the Milo business card, Peter Painter tells you that to determine his true identity you need to visit 4 locations. You will need to know who to ask for at these 4 spots.

Location 3:

Solution: "Horatio Elder"

Password: horatioelder





PAINT & SIP/ LOCATION 4

On the back of the Milo business card, Peter Painter tells you that to determine his true identity you need to visit 4 locations. You will need to know who to ask for at these 4 spots.

Location 4:

Solution: "Wine Boss Fred Carr"


Password: fredcarr





WHO IS PETER PAINTER?

Password: thomasfalwell





GRAFFITI

By converting the alphabet where A = Z, you should obtain the message, "Touch the nose."

Password: touchthenose

