





THE CASE OF THE FEARLESS FORGER

HINT FILES

*One Puzzle Per Page

Table of Contents

Page

2. The Waters Gallery/Location 1
 3. The Valley Falls Observer/Location 2
 4. The Hobby Hut/Location 3
 5. Paint & Sip/Location 4
 6. Who is Peter Painter?
 7. Graffiti
- 
- 





THE WATERS GALLERY/LOCATION 1

On the back of the Milo business card, Peter Painter tells you that to determine his true identity you need to visit 4 locations. You will need to know who to ask for at these 4 spots.

Location 1:

1. On the business card, you will notice there are four colors.
2. You should have 4 notes from Peter Painter.
3. Put them in order to match the colors on the business card.
4. Pull the underlined letters from the sheets in the order of color, one at a time
5. Pull a letter from red, then yellow, then green, then blue. Repeat the process until you have a message.






THE VALLEY FALLS OBSERVER/ LOCATION 2

On the back of the Milo business card, Peter Painter tells you that to determine his true identity you need to visit 4 locations. You will need to know who to ask for at these 4 spots.

Location 2:

1. Using the same order of colors, put all 4 notes in the correct order. You will notice vertical columns of letters on all of them.
2. Once you have the sheets in order, you should be able to read the columns horizontally across the sheets.
3. The first word is "Ask..."







THE HOBBY HUT/ LOCATION 3

On the back of the Milo business card, Peter Painter tells you that to determine his true identity you need to visit 4 locations. You will need to know who to ask for at these 4 spots.

Location 3:

1. The World Art Day coupon for Hobby Hut provides this information.
2. On the back you are given the name of a color which is written in a different color.
3. On the square of colored lines, find the two colors represented by each word and pull the letter that joins them.
4. The first two letters are H and O.







PAINT & SIP/ LOCATION 4

On the back of the Milo business card, Peter Painter tells you that to determine his true identity, you need to visit 4 locations. You will need to know who to ask for at these 4 spots.

Location 4:


1. On the Paint and Sip flyer, there are 4 configurations of colors. These also reference the colored sheets.
2. Put the notes in the right order for the 4 configurations and pull the letters that appear in the circled area.
3. Note: You will have to switch the order and configuration of the notes 4 different times and get 4 different words.






WHO IS PETER PAINTER?

1. When you visit each of the 4 locations, you will have a group of names obtained at each one.
2. There is only one name on all 4 lists.
3. This is the name you should use.





GRAFFITI

1. When you know the name of Peter Painter, you obtain a second graffiti message that tells you how to decode the message on the wall.
 2. The first and last refer to the letters of the alphabet.
 3. So, the first would be A, and the last would be Z.
- 
- 