

THE BLUE MOON BOOGEYMAN



HINT FILES

*One Puzzle Per Page

Table of Contents

Page

2. MaryLouise Ennis Unlock/Boogeyman Bash Playlist
3. Peter Starnes/Charge Up The Boogeyman
4. Ezra Mitchell/Merch Booth
5. Head-to-Head with the Boogeyman
6. Logo puzzle (Journal)
7. Persons of Interest (Journal)
8. The Lunar Legion Identification Word
9. Sheet of Typed Notes
10. The Blue Moon Boogeyman mask
11. EarthStash Puzzle
12. EarthStash Unlock
13. Black Paper/Appointment Reminder
14. List of Names (Beware The Boogeyman)
15. Where do you go?
16. Box
17. Freezer
18. Solution

[MARYLOUISE ENNIS UNLOCK/ BOOGEYMAN BASH PLAYLIST]

1. In MaryLouise's interview, she gives you a yellow piece of paper with a coded message. Her final statement to you is, "The information I have for you might be music to your ears."

2. Pair the yellow piece of paper with the Boogeyman Bash playlist.

3. The letters on the yellow piece of paper are the initials of the musical artists on the Boogeyman Bash Playlist. The numbers on the yellow piece of paper are the numbers to count in the songs on the Boogeyman Bash Playlist. So, once you identify the musical artist by the initials, you will then count over the appropriate number of letters. Pull that letter as the answer for that specific clue.

[PETER STARNES/CHARGE UP THE BOOGEYMAN]

1. Put together the puzzle so that wires are connected correctly from the power supply (box with a lightning bolt) all the way to the boogeyman mask.
2. Pull the numbers in order from the power supply to the boogeyman mask.


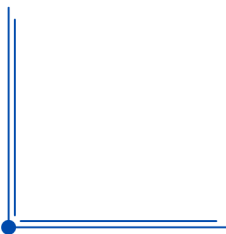
[EZRA MITCHELL/MERCH BOOTH]

1. You first need to unlock Peter Starnes.
2. Peter gives you a three-part password to tell Ezra Mitchell.
3. Part 1: The event organizer's nickname can be found in the interviews. Part 2: The number of times the word moon is used in the boogeyman chant can be found in the journal. *Note: it says to spell out the number. Part 3: The second word in the title of the line dance can be found in the interviews.



[HEAD-TO-HEAD WITH THE BOOGEYMAN]

1. The very first sentence is very important. Only look at two characters at a time.
2. There are technically only two ways to get points in this game, and all other possibilities result in zero points.



[LOGO PUZZLE (JOURNAL)]

1. It is mentioned “I wonder if the business names are important.”
2. Information from two separate people in the journal will help solve this.
3. Person 1: Tammy Gibbs mentions the druid. This is where you get all the different logos. Person 2: Landon Starks mentions a specific feature on a vehicle.
4. Connect both pieces of information to a specific business logo.

[PERSONS OF INTEREST (JOURNAL)]

1. To get the entire Persons of Interest list, you will need to unlock all components available to you from the beginning of the experience.
2. This statement from the journal is very important, “I have to remember that I may continue adding and removing names from that list before it's solidified.”
3. To solidify your list, you will need the following: Multiple pieces of information written in the journal, Logo puzzle solved and unlocked, Multiples pieces of information from the interviews, Ezra Mitchell/Merch Booth unlocked, Head-to-Head with the Boogeyman unlocked.


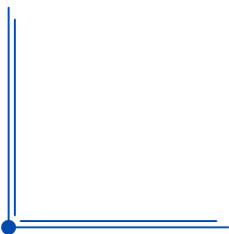
[THE LUNAR LEGION IDENTIFICATION WORD]

1. Everything that you need to figure out the identification word is found within the pamphlet.
2. The letters in the code represent months. If a month has a number with it, that means there are multiple months in the calendar year that start with that letter. The number tells you exactly which one (Ex. J7 - July is the 7th month of the year)
3. You should notice that the letters have a dash in between them, so do the groupings of numbers below them. This is to help you link which letters (months) go with which groupings of numbers below.
4. Once you have linked the correct items together, use this information with the Moon Calendar.
5. Mark the specific dates on the calendar.
6. In the information about the identification word, you should notice the word 'connect.' After you have marked the dates on the Moon Calendar connect them. Once connected, they should form a letter.
7. Please note there are 4 separate sections of letters and numbers with the identification code puzzle. Complete the sections one at a time to form individual letters. If you try and mark all the dates at the same time, you will get overlap and the correct solutions will not be clear.



[SHEET OF TYPED NOTES]

1. You must first solve The Lunar Legion Identification Word puzzle.
2. Using what you get as the Identification Word, read back through the interviews and see who relates to that specific word.



[THE BLUE MOON BOOGEYMAN MASK]

1. You must first watch the video from the flash drive.
2. There is information that appears quickly at multiple points. The word you are looking for appears in one of these quickly appearing sections.

[EARTHSTASH PUZZLE]

1. You must first unlock the code on both the Sheet of Typed Notes (gets you the puzzle) and The Blue Moon Boogeyman mask.
2. Both the journal and The Blue Moon Boogeyman mask will provide exact information on how to solve this.
3. You are told the top and bottom section of the puzzle are simply words that are missing every other letter. And the number associated with the top and bottom sections are the number of letters in those specific words. Write out all the letters you are given and leave spaces or blanks between them to give you a better look.
4. The middle section you are told is a keyword cipher. The word you need is found within The Blue Moon Boogeyman mask unlock. Once you have the keyword, you need to create your puzzle key. So, write the keyword and then write the remaining letters from the rest of the alphabet (not including any of the letters from the keyword). Then, underneath that write the alphabet from A to Z to complete the key to solve the cipher. Example. If the keyword was "BLUE" then I would write the key like this:
 1. BLUEACDFGHIJKMNOPQRSTUVWXYZ
 2. ABCDEFGHIJKLMNOPQRSTUVWXYZ

[EARTHSTASH UNLOCK]

1. Initials of Only P.O.I. remaining – You must unlock Sheet of Types Notes and The Blue Moon Boogeyman Mask
2. You must solve the EarthStash puzzle within the Sheet of Typed Notes unlock. The journal will tell you exactly what to pull from the puzzle solution for the combination.

[BLACK PAPER/APPOINTMENT REMINDER]

1. If you were to dial the phrase that is mentioned, what numbers would you press?
2. You need patient initials. Notice there is a written statement of someone who “was here.”
3. The identity of the person with the nickname can be found within the journal.
4. Convert both the phrase and the patient initials to numbers for the solution.


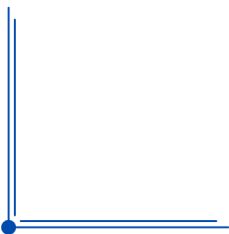
[LIST OF NAMES (BEWARE THE BOOGEYMAN)]

1. Look closely at each name to see if there is any information you can pull from them.
2. Look at all the first names, all the middle names, and then all the last names.
3. Pull the first letter from all the first names, the first letter from all the middle names, and the first letter from all the last names.
4. Note: The solution of this piece of information will not be used immediately.




[WHERE DO YOU GO?]

1. You must first unlock the Black Paper/Appointment Reminder
2. Look for words in a different color compared to the rest of the text.



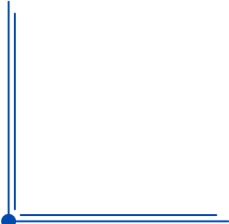



[BOX]

1. There is a 4-letter combination lock on the box that mentions the word legend. Where have you seen that word before?
 2. Look at the information you obtained from the list of names.
- 



[FREEZER]

1. You are looking for an 8-digit combination. The statement written on the freezer is important.
 2. Think back to an unlock earlier in your investigation that included a special date.
 3. The information you seek can be found in the Head-to-Head with the Boogeyman unlock.
- 
- 



[SOLUTION]

Solve both the box and freezer to gain access. Look for words that are a different color from the rest of the text in the unlocks.

