





THE ARSONIST HINT FILES

*One Puzzle Per Page



Table of Contents

Page

2. Flames and Stones Puzzle
 3. Word Grid and Arrows Puzzle
 4. Newspaper
 5. Flame Code - Brown Paper
 6. When and Where Will the Next Attack Be?
 7. Setting up the Trap for the Arsonist
- 
- 





FLAMES AND STONES PUZZLE

1. You are told that “Everything caught between two flames will burn to ashes, what is left is the truth.” So cross out every letter between two flames, but leave the letters that are between a flame and a rock.
 2. The message will start with, “The next...”
- 
- 







WORD GRID AND ARROWS PUZZLE

1. Use the grid of words with the paper that has a lighter, gas can, and Molotov cocktail.
 2. Find those words in the grid and move in the direction the arrows are pointing. Each arrow will get you a word.
 3. The message will start with, "The fire will start..."
- 
- 







NEWSPAPER

1. Some of the letters in the newspaper are underlined.
 2. Use the blanks on the side to help you fill in the message you get from the underlined letters.
 3. The message will start with, "With a spark many..."
- 
- 





FLAME CODE - BROWN PAPER

1. You will need to get the message from the newspaper before you can do this.
 2. Once you have the message from the newspaper look at the flames under the blanks. The letters that go there are the symbols you need.
 3. You will only be given five letters, but that is enough to start decoding the message and figuring out the rest.
 4. The message will start with, "The flames..."
- 
- 



WHEN AND WHERE WILL THE NEXT ATTACK BE?

1. You will need to solve all of the puzzle before you can do this.
2. Use what you get from all of the hidden messages to answer these questions.





SETTING UP THE TRAP FOR THE ARSONIST

1. Use what are told to place the remaining six cops where they need to be.
2. Remember that you are asked to give the locations of the ones you place. So do NOT include the two in row C, when typing in the password.

