



CRIME AT THE CONVENTION

Q HINT FILES

*One Puzzle Per Page

Table of Contents

Page

- 2. Case 1 - Puzzle 1
- 3. Case 1 - Puzzle 2
- 4. Case 1 - Puzzle 3
- 5. Case 1 - Final
- 6. Case 2 - Puzzle 1
- 7. Case 2 - Puzzle 2
- 8. Case 2 - Puzzle 3
- 9. Case 2 - Final





CASE 1 - PUZZLE 1

- Use the vendor shopping map to figure out which suspect bought the most things.
- Remember that if a person is shown going to a place two times they cancel out. (Like +1 -1)





CASE 1 - PUZZLE 2

1. Use the paper labeled “Decoder” with the letters and arrows you are given.
2. To decode, take the letter you are given and locate it on the decoder. Next use the arrow that was beside that letter and move accordingly.
3. You will only move one to two squares, depending on what you are given.
4. Take a letter in the square you end up at after you move.
5. This will give you a message that starts with, “Not...”







CASE 1 - PUZZLE 3

1. Find the missing letters from the given words.
2. Within each group, the missing letters are the same.
3. Write out the letter that was missing for each group to get a message.





CASE 1 - FINAL

You need to have finished the other three puzzles before you can do this.



CASE 2 - PUZZLE 1

Solution:

The word SMART is the only villain quality word missing from the grid below.

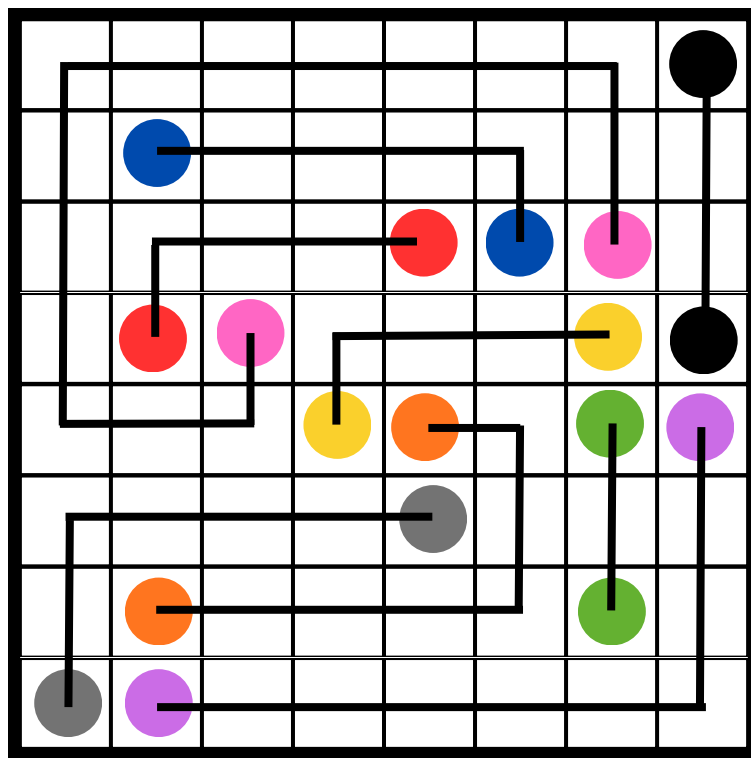
A	V	E	H	C	T	I	W
L	I	C	L	Y	I	N	G
M	E	H	F	N	A	E	C
I	L	M	O	N	S	T	O
C	L	S	S	E	N	E	G
A	O	D	A	D	K	R	N
L	S	S	H	O	R	S	O
W	K	M	S	W	A	T	R
R	S	A	E	R	D	S	K
E	S	T	L	C	E	S	C
N	I	N	N	U	R	S	I
G	S	O	R	C	E	T	R





CASE 2 - PUZZLE 2

Solution:



CASE 2 - PUZZLE 3

Solution:

$$\text{Explosion} = 2$$

$$\text{Mask}_1 + \text{Mask}_1 = \text{Explosion}_2$$

$$\text{Diamond}_4 + \text{Mask}_1 = \text{Lightning}_6 - \text{Mask}_1$$

$$\text{Lightning}_6 + \text{Explosion}_2 = \text{Diamond}_4 + \text{Diamond}_4$$

$$\text{Diamond}_4 + \text{Explosion}_2 = \text{Lightning}_6$$

$$\text{Lightning}_6 + \text{Mask}_1 + \text{Explosion}_2 - \text{Diamond}_4 = 5$$





CASE 2 - FINAL

You need to have finished the other three puzzles before you can do this.

