





# CATCHING JACK FROST HINT FILES



\*One Puzzle Per Page

## Table of Contents

### Page



2. Christmas Village Signs
3. Christmas Card Puzzle
4. Breaker Box/Fix the lights in the Christmas Village
5. Hot Chocolate Recipe
6. Presents
7. Where are the Presents?
8. Decorations
9. Snowflake
10. Jeff Otter/Shed Unlock
11. Officer Ryan
12. Suspect Eliminations
13. Who is Jack Frost?
14. Ornament and Wrapping Paper Puzzle
15. Solution







# CHRISTMAS VILLAGE SIGNS



1. The Christmas card mentions, “First, put all the signs in order, from A to Z.” Use the signs from the newspaper.
2. Put them in alphabetical order based on the first letter in the sign.
3. Now, pull the letters that are lit up. You will get a message starting with “Remove...”







# CHRISTMAS CARD PUZZLE



1. You need to get the message from the signs from the newspaper first.
2. The message from the signs will tell you to remove some things. Use the letters of what is left to get a message.
3. The message will start with "Count..." Note: the numbers you get from this aren't the password to unlock the breaker box, but they will help you get the numbers you need.







# BREAKER BOX/FIX THE LIGHTS IN THE CHRISTMAS VILLAGE



1. You need to solve the Christmas card puzzle before you try this.
2. The Christmas card mentions counting something. Find those things on the other side of the Christmas card.







# HOT CHOCOLATE RECIPE



1. If you look closely, you will see some underlined letters, but using them doesn't give you a readable message.
2. This is a clue in the handwritten note from Jack Frost at the bottom of the page.
3. Use the letter that comes after each underlined character. The message you get will start with "My favorite..."







# PRESENTS



1. Compare the example of the presents you have from Jack Frost's note to the twelve presents.
2. Each example will match with a present. Pay close attention to which sides touch and would form corners.
3. Also, look for key points. Example: The ginger man's head points to the wreath side, and the top of the wreath matches with the red, green, and white stripes side.







# WHERE ARE THE PRESENTS?



1. You need to figure out which presents match with Jack Frost's examples before you can do this.
2. In the present unlock, you will have three notes that will describe a store in the mall. Use the list of stores to compare the notes to. You will only have one location that matches the three descriptions.
3. You will also get a word from the six letters found on the note.







# DECORATIONS

1. You are looking for eleven decorations(one large, 10 regular) that will total 340 or more points.
2. Go for the snowman bonus.
3. You will use one large snowman and five regular snowmen. What should you use for the other five spots?










# SNOWFLAKE


1. You need to have solved the decorating puzzle before you can do this.
2. It is easier for some people to start in the middle.
3. When you are done, pay close attention to the colors.







# JEFF OTTER/SHED UNLOCK



You will need to have solved the snowflake puzzle before you can unlock this.







# OFFICER RYAN



1. Do this after you have solved everything at the three sites except for the ornament/wrapping paper puzzle.
2. You should have found evidence at each location. They were the underlined words inside the unlocks.
3. There were three words in total.







# SUSPECT ELIMINATIONS



1. Jeff comments in his unlock that would eliminate someone.
2. Jack Frost mentions in the note in the breaker box that he hides his hate for  
Christmas.
3. The unlock for the “Where are the Presents?” eliminates someone
4. The Hot Chocolate recipe puzzle will help you eliminate someone.





# WHO IS JACK FROST?



You have to have unlocked Ryan's card and eliminated all suspects but one before you do this.







# ORNAMENT AND WRAPPING PAPER PUZZLE

1. You need to have unlocked the Who is Jack Frost card before you can do this puzzle.
2. Use the order shown in the unlock for the ornaments. Then, put the bass of the ornament just above the word on the wrapping paper. Then, look to see what word it is pointing to.
3. The message you get will start with “I will be at...”





# SOLUTION

You need to have solved everything else before you try this unlock.

